



# Story of my life

Portfolio R.H. Art  
by Rachel Heijkoop

# Rachel Heijkoop

*Hi, I'm Rachel Heijkoop and this portfolio contains some of the work I am personally most proud of. In the following chapters I'd like to show you some of my photo's, rough sketches, drawings and final illustrations. Also the rough drafts to final illustrations of recycle girl to take you through my process. You can also read about the background and history of some of my work.*


## About me

I was born in Nieuwegein in the Netherlands and spent the first 4 years of my life in Vianen after which I moved to Zeewolde for 7 years and where I currently reside again. Zeewolde has a fun connection to nature and art and had influenced me even after I moved to Portugal at the age of 11.

As a teenager I spend a little more time on the other side of a lens as my father and sister were both very enthusiastic about photography and often needed a model. Because of them I have learned a lot about this art form although the pencil has always been my preferred medium. As more of a sketch artist I did at some point end up drawing anime, this I found limited my style after a while.

A few years ago I took up painting and this helped me to develop myself in a new direction learn to see things a different way. This past year I wanted to get better reacquainted with two old friends HTML and CCS coding. I used to make simple websites when I was around 11 year old but had veered away from this a couple of years later. Websites have changed a lot in those years with the appearance of smartphones and ipad so learning how to use HTML and CSS all over again was a fun though sometimes frustrating experience. Last year I did a small course in Desktop Publishing and started to use the adobe package which has also helped me a lot with website building. Soon I'll be finished with my website and I'll move on to the next challenge.

My dream is become an animator and I hope in the future I can start sharing my stories through animation with you until then enjoy this small portfolio I've put together.



## The making of recycle girl

The design for recycle girl started as a rough sketch on paper which I traced using a window. After scanning the traced image into the computer I used Photoshop, first to accentuate the lines and after that to add color, shades and finally reflections.



To add the color correctly I transformed the image using masks and layers to facilitate the coloring. The basic color ended up on the bottom behind the lines and the reflections and shadows were drawn over this.

This was the first time I used this process and honestly spent so much time on an image. I was very pleased with the result. I used the same technique for the complementing character recycle boy.



After I finished the coloring of recyclegirls I added a fitting background. The background was directly created on the computer. The background was actually composed of more layers than recycle girl herself. This because I hadn't made up my mind yet about how it was gonna end up looking unlike the figure. So I experimented with many effects, colors and styles before settling on this design. Unfortunately I have no examples of all the failed designs as they were always part of a whole and kinda flowed from one into another. One thing worked but another didn't then I would delete the part that didn't work. If in a later step an earlier component that worked had lost its place in the overall design it was then also deleted.

Making the background grow rather than it actually just having been created. This is a process that tends to be more radical in my abstract work where I have no idea what I'm gonna make yet but am dealing more with an emotion or feeling I want to depict rather than a concrete idea. But in the end it all came together and she was finished. Although she was only part of a three part design she was the beginning and my favorite part. The process of the background I repeated a bit more rapidly with recycle boy and with the final tile I started from a completely different point of origin. Where as recycle boy and recycle girl started out on paper the picture of the mask floating in front of the globe started of in illustrator. A more clean and controlled design.



# The making of recycle girl



I could just imagine my coworkers, some of whom have a tendency for silly behavior, leaning on a desk and proclaiming such a thing. They probably wouldn't but it looked quite funny in my head. The final story was more for myself to finish the idea. Sometimes an idea in your head starts to create a story and an underlying concept. This was the whole inspiration for this project. A design to convince my coworkers to reuse their coffee cups multiple times throughout the day. I thought, what would be the point? What could be the message? And in the middle of the night the answer came to me and the whole concept began. We do this, to save the world!

# Photography



*Making this portfolio I'm starting to wonder if I'm obsessed with trees.*

Photography is a way of telling a story, we do this not just to show where we've been or who we were there with but who we are, how we grow and learn. Everyone wants to feel connected and to connect we try to show the world through our own eyes. In a world so overpopulated as ours we tend to get lost in the fold and end up more alone than seems possible. I found the loneliest times in my life were when I lived in the center of Brussels in my late teens early twenties. It was an amazing time but walking through the streets surrounded by strangers, people who literally bumped into you because they didn't even know you existed I realized that I was utterly alone. This was difficult in a way but sometimes was also liberating, you have more room to make mistakes and be yourself because where you are alone you are also free from judgment. Getting a little off track. The pictures shown in this chapter are a few of my favorites, I want to spend more time taking pictures because unfortunately I have spent all too little effort on this the past few years. The pictures also help me with drawing an painting, with color shapes and backgrounds.



These pictures are both taken with my iPhone and more professional Nikon. I don't like to walk around with a heavy camera around my neck so I end up taking more pictures with my phone than the camera. I do sometimes go out with the camera just to take these pictures though and am planning on doing that more regularly in the near future. I also spend little to no time editing these images. I try to keep them as raw as possible. Also to be honest I have very little experience in this and want to learn how to do this properly.





# Patterns in Nature



My favorite type of photography is a more abstract type. I generally take close-up pictures of leaves, clouds, flowers of shapes. this started at a photography club I randomly sat in on in South-Africa where their previous assignment was to take pictures of subject which weren't clearly shown. The most memorable pictures for me were one of a close up egg in a glass and a terrace in front of a flawless mirror. A few years later when I returned to South-Africa I was trying to incorporate this type of photography in many pictures.



The bottom left picture was actually accidental, after which I actually used it as my background for my phone for over a year. It's all about the structures and lines. There's a lot of fun in combining natural lines and structure with man made objects.



# Paintings

# Notes



*15 August 2020*

This is my first draft of this portfolio. I will be adding more work in the future. But also on my website and Facebook. In life my biggest goal is to keep on learning and I think if you keep an open mind (this can prove a lot harder than you might initially think) and actually listen to the world you can learn something new everyday. Maybe not always a new recipe or a sentence in a foreign language, many of these things take time and research. But you can learn more about yourself and the people that surround you, psychology and art go hand in hand. See you in the next chapter!

-Rachel

